


**YUKEN**

**5W**

Pub.JC-0419

Low Wattage (5W) Type Solenoid Operated Directional Valves



# Direct Acting Type Low Wattage Valves in Series

3 types of Direct Acting type Solenoid Operated Directional Valves, E-DSG-005/01/03, with suppressed consumption power to 5~6W were launched in series.

## 1 Features

1

Because these valves consume only 5~6W of power which enables remarkable reduction of operating cost.

Standard **DSG Series**

[ DSG- 01 : 29W  
DSG- 03 : 38W ]



Low Wattage Type **E-DSG Series**

[ E-DSG- 01 : 5W  
E-DSG- 03 : 5W ]



2

Since these valves operate on only 5~6W, they can be driven through the output circuit of a programmed or sequence controller. This feature simplifies the electric circuitry and enables savings in initial cost.

3

These low wattage valves minimize coil surface temperature.

## 2 Specifications

Model Numbers	Max.Flow Rate L/min	Max.Operating Pres. MPa	Max.T-Line Back Pres. MPa	Max.Change Over Frequency min <sup>-1</sup>
 E-DSG-01-***-D*-60	30	16	16	240
 E-DSG-03-***-D*-50	50	16	16	240

★The maximum flow differs according to the spool type and operating conditions.For details,please contact us.

# 3

## Model Number Designation

F-	E-DSG	-01	-2	B	2	A	-D24	-60
Special Seals	Series Number	Valve Size	Number of Valve Position	Spool-Spring Arrangement	Spool Type	Special Two Position Valve (Omit if not required)	Coil Type	Design Number
F:  For Phosphate Ester Type Fluids (Omit if not required)	E-DSG:  Low Wattage Type Solenoid Operated Directional Valves (Sub-plate Mounting)	01	3	C: Spring Centred	2, 3, 4, 40, 60, 9, 10, 11, 12	—	D12 D24	60
		03	2	D: No-Spring Detented	2	—		50
				B: Spring Offset	2, 3, 8	A: Use of Centre and SOL.a Energized Position  B: Use of Centre and SOL.b Energized Position		

# 4

## Graphical Symbols

### 3-Position Valves

Valve Types	3C2	3C3	3C4	3C40	3C60
Graphical Symbols					
Valve Types	3C9	3C10	3C11	3C12	
Graphical Symbols					

### 2-Position Valves

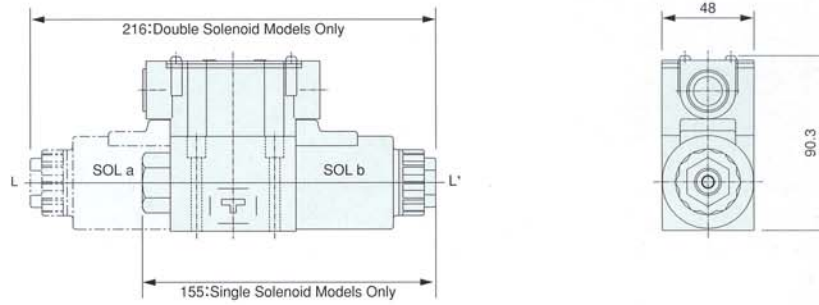
弁形式 Valve Types	2B2	2B3	2B8	2D2
JIS油圧図記号 Graphical Symbols				

# 5

## Dimensions

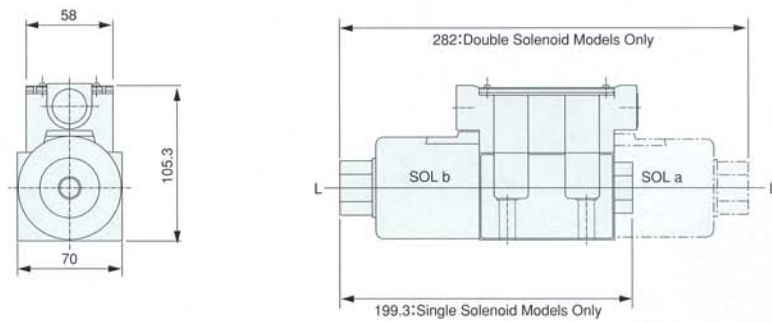
### E-DSG-01-※※※-D※-60

Mounting surface:ISO 4401-AB-03-4-A



### E-DSG-03-※※※-D※-50

Mounting surface:ISO-4401-AC-05-4-A



**ALA INDUSTRIES LIMITED**  
**1150 SOUTHPOINT DRIVE, SUITE "D"**  
**VALPARAISO, IN 46385**  
**TEL: 219-465-4197**  
**FAX: 219-4774194**  
**www.yuken.org**